



Lesson 12



WORDS TO KNOW

HIGH-FREQUENCY WORDS

brown

own

very

off

never

know

out

been

Vocabulary Reader



Context Cards



Words to Know


Read
Together

- Read each **Context Card**.
- Describe a picture, using the blue word.

1

brown

Some hyenas have **brown** fur.



2

own

Zebras know their **own** mother by her stripes.



3

very


The snake in that tree is **very** long.



4

off

The bird flew **off** the rock and into the air.



5

never


Rhinos eat plants.
They **never** eat meat.



6

know

Leopards **know** how to climb trees.



7

out

The turtle climbed **out** of the pond.



8

been

The giraffes have **been** moving fast.



Background

Read
Together




WORDS TO KNOW


Animals with Spots

1. You **never** **know** which spotted animals you might see when you go **out**.
2. There have **been** cows with **very** big spots.
3. Baby deer are **brown** with white spots.
4. Look at a ladybug's spots before it flies **off**.
5. Make your **own** list of animals with spots.

Some Animals with Spots




dog




cow



ladybugs



giraffe



deer

Comprehension

Read
Together



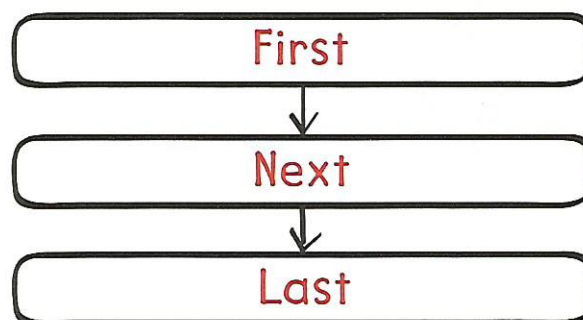
TARGET SKILL

Sequence of Events

Most story events are told in time order. This order is called the **sequence of events**. Good readers think about what happens **first**, **next**, and **last** so that a story makes sense. Tell about the sequence of events in this leopard's life.



As you read **How Leopard Got His Spots**, think about the sequence of events.




JOURNEYS
DIGITAL

Powered by
DESTINATIONReading®

Comprehension Activities: Lesson 12

Main Selection



WORDS TO KNOW

| | |
|-------|-------|
| brown | never |
| own | know |
| very | out |
| off | been |



TARGET SKILL

Sequence of Events

Tell the order in which things happen.

| |
|---|
| |
| ↓ |
| |
| ↓ |
| |



TARGET STRATEGY

Question Ask questions about the story.


GENRE

A **folktale** is an old story people tell. Why is **once upon a time** used in this folktale?

Meet the Author and Illustrator

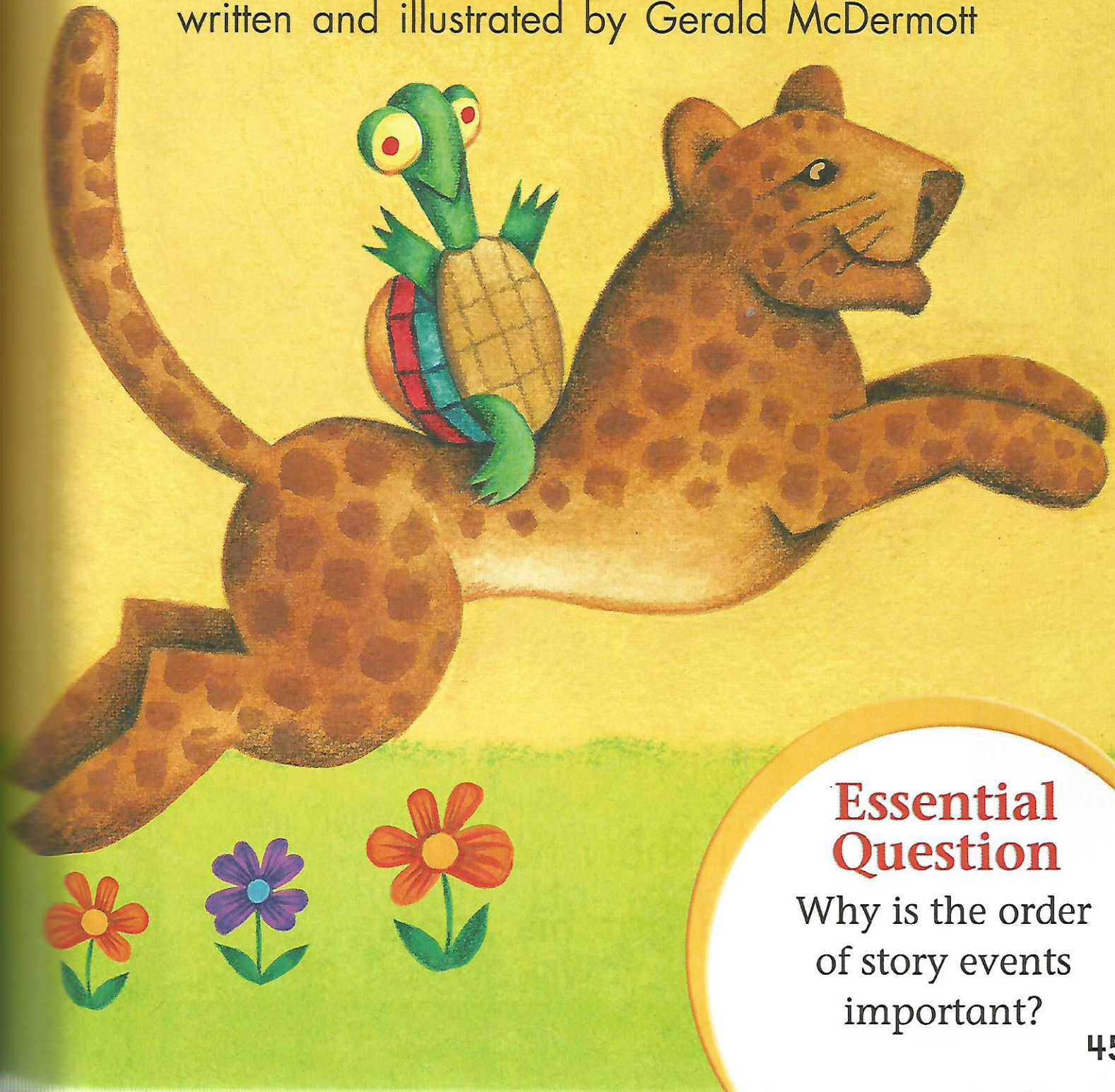
Gerald McDermott

When he was just four years old, Gerald McDermott started taking art lessons at a museum. Saturdays were spent at the museum drawing, painting, and looking at the artwork. Mr. McDermott's book **Arrow to the Sun** won the Caldecott Medal for best illustrations.



How Leopard Got His Spots

written and illustrated by Gerald McDermott



Essential Question

Why is the order
of story events
important?



Do you know how
Leopard got his spots?




Once upon a time, Fred
Turtle was playing catch with
Hal Hyena. Hal tricked Fred.
Then he ran away.



Fred felt **very** sad.
He called **out** for help.
"Help! I am stuck in
the plants," he yelled.



Len Leopard ran to help.



Chop! Chop! Chop!
Len cut the plants off and
let Fred out.



Fred and Len danced in the
sun.

"This is such fun!" they said.



"I have never been this glad,"
said Fred. "I like to paint if I
am glad!"



Fred mixed paints from many flowers. Then he painted black stripes on Zel Zebra.



Fred painted Jill Giraffe next.
"Look at me!" said Jill.
"I have big brown spots now."



"I like spots very much.
Can I have spots, too?"
asked Len.



Fred got set to paint Len.



Now Len had spots
of his very own.




Zel, Jill, and Len had such
fun looking at their spots
and stripes.

Hal said, "Paint me, too!"



But Fred had a trick for Hal.
He splashed Hal with brown
paint. Hal yelled and ran off.



Now Fred and Len
are best friends.

Grammar

Read
Together


Proper Nouns A noun that names a special place is also a **proper noun**. Proper nouns begin with capital letters.



Try This!

Write each sentence correctly. Use another sheet of paper.

1. I go to the pratt school.
2. My class took a trip to the kent zoo.
3. It is on ash street in hampton.
4. Next year I am moving to texas.
5. My new house is near fisher lake.



Grammar in Writing

When you proofread your writing, be sure you have written the names of places correctly.

Write to Inform

Read
Together

 **Sentence Fluency** In good **instructions**, the sentences tell the steps in order. Order words help make the steps easy to follow.




Akil drafted his instructions in a letter to his friend Pam. Later, he added the order word **Last**.

Revised Draft

~~Last,~~
4. ~~Color~~ brown spots.



Writing Traits Checklist

-  **Sentence Fluency** Do my instructions have order words?
-  Did I tell the steps in order?
-  Did I include a greeting and a closing in my letter?

Revise your work using the Checklist.
Follow Akil's instructions to make a puppet!

Final Copy



Dear Pam,

I made a leopard puppet. Here is
how you can make one, too.

1. First, get a small paper bag.
2. Next, fold the sides of the flap.
3. Then, glue on ears, eyes, a nose,
and whiskers.
4. Last, color brown spots.

I hope you have fun making
your puppet.

Your friend,

Akil

